

International Andalusian and Lusitano Horse Association Registry Half-Andalusian Registry



Application for Registration of IAHLA-Bred Half-Andalusian Horse

USE THIS FORM ONLY IF THIS HORSE'S PUREBRED PARENT IS REGISTERED WITH THE IALHA REGISTRY

THIS IS A 4 PAGE APPLICATION. READ AND FOLLOW INSTRUCTIONS ON BACK PAGE. REQUIRED INFORMATION AND SIGNATURES MUST BE INCLUDED. PRINT OR TYPE LEGIBLY. INCOMPLETE OR ILLEGIBLE APPLICATIONS WILL BE RETURNED UNPROCESSED.

I. HORSE TO BE REGISTERED

1st Name Choice: _____

(Limit 25 letters, spaces and punctuation. See Page 4, Section I for instructions.)

2nd Name Choice: _____

(Circle one)

Birth Date: Mo ____ Day ____ Year ____ Country of Birth: _____ Sex: Stallion Mare Gelding

Color: _____ Markings: _____

(If no Markings, write NONE. See Page 3)

Brand: _____ Location: _____ Numeral Brand or Tattoo: _____

II. BREEDER'S CERTIFICATE

This section must be filled out.

BREEDER: *(Registered owner/lessee of Dam at the time of breeding. See Page 4, Section II for instructions.)*

Name: _____ IALHA ID: _____

(Limit 30 spaces on all names)

Farm/Partner Name: _____ IALHA ID: _____

Address: _____ City: _____ State: _____

Country: _____ Postal Code: _____ Phone: _____ Email: _____

NAME OF DAM: _____ Reg. #: _____

I/We hereby attest that this mare was bred by me or my agent to the stallion named below and that all information I have given is correct and true:

Signature of Breeder or Agent: _____ Date: _____

STALLION OWNER: *(Registered owner/lessee of Sire at the time of breeding. See Page 4, Section II for instructions.)*

Name: _____ IALHA #: _____

(Limit 30 spaces on all names)

Address: _____ City: _____ State: _____

Country: _____ Postal Code: _____ Phone: _____ Email: _____

NAME OF SIRE: _____ Reg. #: _____

I/We hereby attest that this stallion was bred by me or my agent to the mare named above and that all information I have given is correct and true:

Signature of Stallion Owner or Agent: _____ Date: _____

III. PEDIGREE OF NON-ANDALUSIAN PARENT

In order for the Pedigree of the Non-Andalusian's Parent to appear on the IALHA Half-Andalusian Registry Certificate, you **MUST** submit a copy of a Registry Certificate showing the names and numbers of the horses to appear.

- I am enclosing a copy of the Non-Andalusian parent's registry certificate.
 NO, the Non-Andalusian Parent is not registered, OR I do not have a copy of the papers.

IV. ORIGINAL OWNER OF HORSE

This section must be completed.

OWNER: *(Registered owner/lessee of Dam at the time of foaling. See Page 4, Section III for instructions.)*

Name: _____ **IALHA ID:** _____

(Limit 30 spaces on all names)

Farm/Partner Name: _____ **IALHA ID:** _____

Address: _____ **City:** _____ **State:** _____

Country: _____ **Postal Code:** _____ **Phone:** _____ **Email:** _____

I/We hereby attest that I was the original owner of this horse and that all information I have given is correct and true:

Signature of Original Owner(s): _____ **Date:** _____

V. CURRENT OWNER OF HORSE

(if not as above) **TRANSFER OF OWNERSHIP**

This section to be completed only if the horse has been transferred to another owner from the original owner listed above and the person listed below is to be named on the Registration Certificate as the Current Owner of Record. If the horse has been sold more than once, each owner must be listed on a Transfer of Ownership Report, which may be obtained from the IALHA Office. All transfers must be paid.

I/We hereby attest that ownership of this horse has been transferred to the person named below:

Signature of Original Owner(s): _____ **Date:** _____

CURRENT OWNER: *(Registered owner/lessee of Dam at the time of foaling. See Page 4, Section III for instructions.)*

Name: _____ **IALHA ID:** _____

(Limit 30 spaces on all names)

Farm/Partner Name: _____ **IALHA ID:** _____

Address: _____ **City:** _____ **State:** _____

Country: _____ **Postal Code:** _____ **Phone:** _____ **Email:** _____

I/We hereby attest that I am the current owner of this horse and that all information I have given is correct and true:

Signature of Current Owner(s): _____ **Date:** _____

VI. DNA PROFILING / PARENTAGE VERIFICATION / MICROCHIP

A. IS THIS HORSE DNA PROFILED? *(See Page 4, Section VI for requirements and instructions.)*

<input type="checkbox"/>	YES, it is DNA Profiled. CASE # _____ LAB _____ <i>(must be approved)</i>
<input type="checkbox"/>	NO, it is not DNA Profiled. Send me a DNA Hair Kit <i>(Enclose Fee)</i>
<input type="checkbox"/>	NO, this horse was born before 1995 and is not being bred.

B. IS THIS HORSE PARENTAGE VERIFIED? *(See Page 4, Section VI for requirements and instructions.)*

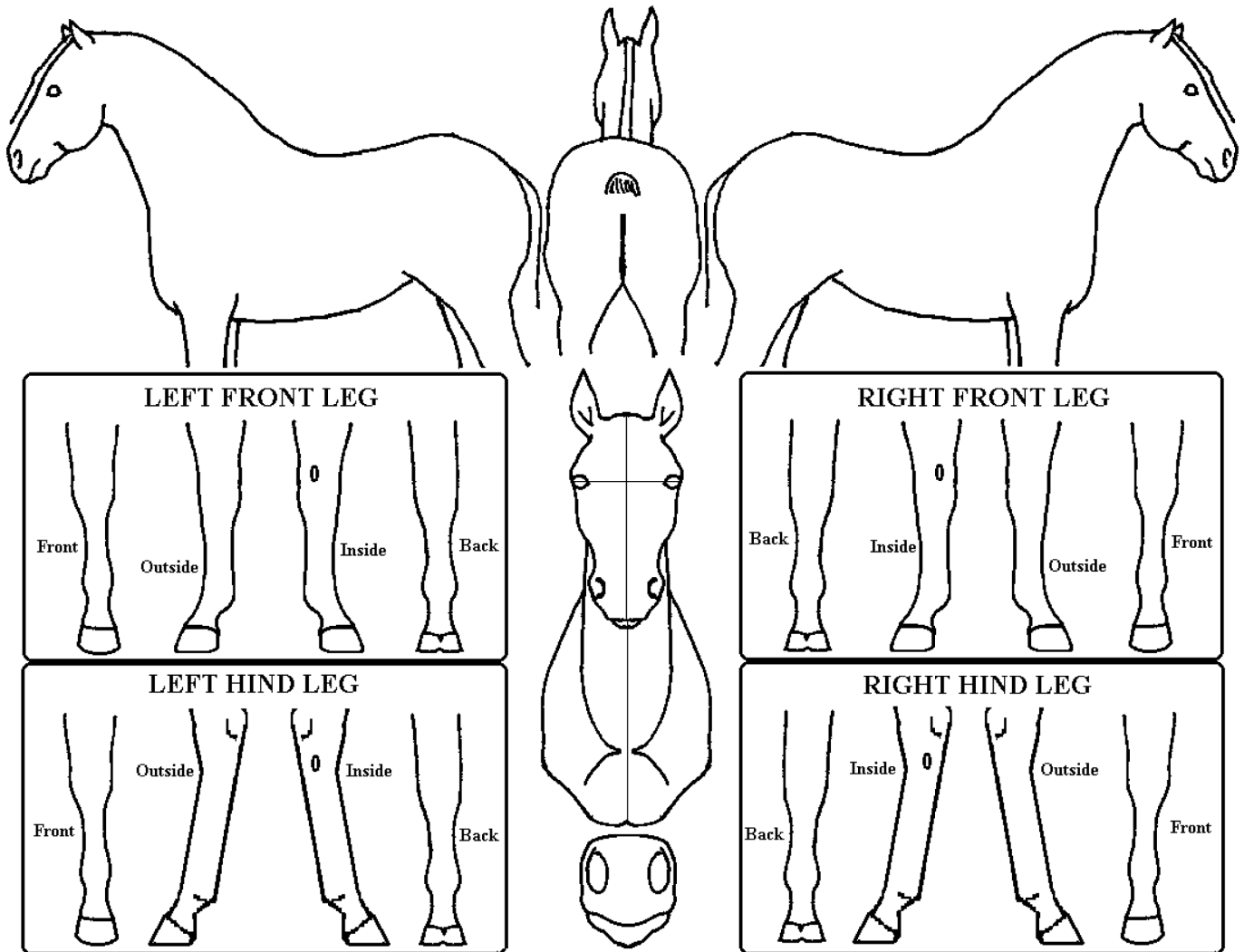
<input type="checkbox"/>	YES, it is Parentage Verified. <i>(If not by IALHA, you must include a lab report or registry document showing this.)</i>
<input type="checkbox"/>	NO, it is not Parentage Verified.
<input type="checkbox"/>	I DON'T KNOW if it is Parentage Verified.

C. IS THIS HORSE IDENTIFIED BY MICROCHIP? *(See Page 4, Section VI for requirements and instructions.)*

<input type="checkbox"/>	YES, it is Microchipped. CHIP # _____ <i>(Proof may be required.)</i>
<input type="checkbox"/>	NO, send me a microchip and applicator. <i>(Enclose Fee)</i>
<input type="checkbox"/>	NO, I wish to brand the horse with an IALHA Assigned Brand. Send me a Brand Number. <i>(Enclose Fee)</i>

IMPORTANT

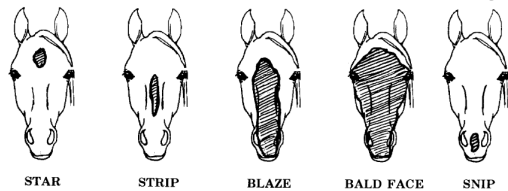
THIS DRAWING WILL BE SCANNED INTO THE HORSE'S PERMANENT FILE AND USED ON ITS REGISTRY CERTIFICATE.



DRAW ALL WHITE MARKINGS ON THE HEAD, BODY AND LEGS, DO NOT DRAW IN BLACK POINTS ON BAY/GREY. DRAW ALL SCARS AND OTHER PERMANENT MARKS. DRAW IN ANY BRAND(S) AS AND WHERE THEY APPEAR. MARK ALL HAIR WHORLS WITH AN "X".

IF NO MARKINGS ARE SHOWN HERE, YOU MUST WRITE NONE ON PAGE 1, SECTION I.

DO NOT MAKE ANY STRAY MARKS. DO NOT USE COLORS OR TRY TO REPRESENT SHADING OF COLORS.

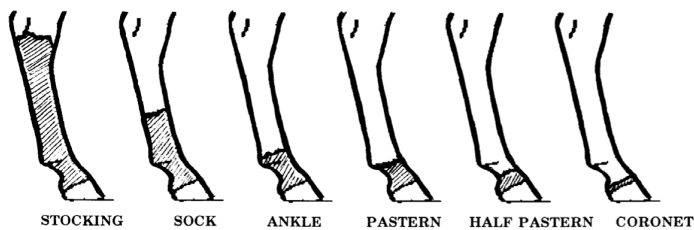


STAR STRIP BLAZE BALD FACE SNIP



STAR AND STRIP CONNECTED STAR, STRIP, SNIP CONNECTED STAR, STRIP, SNIP DISCONNECTED

IT IS SUGGESTED THAT YOU USE LIGHT PENCIL MARKS UNTIL YOU HAVE CORRECTLY REPRESENTED THE MARKINGS AND THEN TRACE OVER THESE WITH BLACK INK. Use these examples to complete the drawing and to detail the markings description on Page 1, Section I.



STOCKING SOCK ANKLE PASTERN HALF PASTERN CORONET

INSTRUCTIONS FOR COMPLETING THIS FORM

SECTION I. Horse's Information

Write in your 1st and 2nd Name Choices for this horse. For Horses already registered with another registry, the name must be the same as appears on that certificate with the following exceptions: the name must be unique to the IALHA Registry (a suffix denoting the country of origin may be added to separate duplicate names) and it may not exceed 25 letters including spaces and punctuation.

Write in the horse's Date of Birth, Country of Birth, Sex, Color and White Markings. If no markings write NONE.

Note any other distinguishing marks such as brands by drawing the brand and giving its location. Note Tattoos and number brands.

SECTION II. Breeding Certificate

This section must be filled out and must match the Stallion report filed for that breeding year.

Write in the name and address of the BREEDER. The Breeder is the owner of the DAM at the time of breeding.

Write in the full, registered name of the DAM and give her Registry Number.

Write in the name and address of the owner of the SIRE at the time of breeding.

Write in the full, registered name of the SIRE and give his Registry Number.

The BREEDER and STALLION OWNER must sign unless a recognized Registry Certificate or acceptable certificate of breeding is attached.

SECTION III. Pedigree

You must include a copy of the Non-Andalusian Parents Registry Certificate for that pedigree to be shown on the IALHA certificate.

SECTION IV. Original Owner

Write in the Name, Address and other information of the ORIGINAL OWNER of the horse at the time of birth. If the current owner is not the same person listed as Breeder, then you must include a copy of the bill of sale or sale agreement to show legal ownership of the Dam and/or Foal at the time of birth. The ORIGINAL OWNER must sign this section.

SECTION V. Transfer of Ownership

This section to be filled out only if the horse has been sold to another person by the Original Owner. The first Transfer of Ownership may be made at the time of Registration Application for no additional fee. However, if more than one Transfer of Ownership has occurred before this registration, all subsequent owners must be listed on a Transfer of Ownership form, which can be obtained from the IALHA Office, and all transfer fees must be paid. The Original Owner MUST sign this section to authorize the transfer.

SECTION VI. DNA Parentage Verification

Check the appropriate boxes to indicate the DNA Profiling of the horse being registered. ALL new registrations must be DNA profiled. ALL horses born after 1994 must be Parentage Verified. If the horse is DNA Profiled by a foreign registry, you must either include a copy of the lab report to be sent to our lab for determination of usability or, request a DNA kit from this registry. The IALHA reserves the right to refuse a non-IALHA Blood/DNA report. IALHA will conduct Parentage Verification on any new registration IF the parent's information is on file.

*If the horse is not DNA Profiled, you MUST request a kit from this registry and include the fee with this form.

*If one or both parents of this horse are not blood typed or DNA profiled, they must be done for parentage verification.

SECTION VI. Markings

Carefully, and as accurately as possible, draw in the WHITE markings of the horse being registered. Include permanent scars. Show all hair whorls with an "X" where they appear. Draw all brands as and where they appear. Be sure that the drawn markings match the written description on Page 1, Section 1. Use the examples show to determine the correct written terminology.

FILING THIS APPLICATION

Use the Check List to verify that you are including all necessary documents and fees (see the current IALHA Schedule of Fees.)	CHECK LIST		✓	Write Here	Office Only	
	Mail this application & fees to: IALHA Registry Office 101 Carnoustie, N., Box 200 Birmingham, AL 35242 Information & Fee Schedule: www.ialha.org Email: office@ialha.org or call (205) 995-8900 Fax: (205) 995-8966	All Necessary Information is included				
All Necessary Signatures are in place						
The Markings Drawing is neat and accurate						
You have included copy of DNA Profile OR you have requested a KIT						
You have included proof of microchipping OR you have requested a Microchip or IALHA brand						
FEES						
Registration Fee				\$		
Transfer Fee(s) (where required)				\$		
DNA Kit Fee				\$		
Microchip / Brand Assignment Fee				\$		
TOTAL FEES ENCLOSED (US FUNDS ONLY)			\$			
PAYMENT Check # _____ Money Order #: _____ Credit Card: (Circle one) VISA MC Discover AmEx Card #: _____ Exp: _____ Signature: _____						