

IALHA

International Andalusian and Lusitano Horse Association Registry

Application for Registration of Non-IALHA-Bred Purebred Horse

USE THIS FORM ONLY IF ONE OR BOTH OF THIS HORSE'S PARENTS ARE NOT REGISTERED WITH IALHA
THIS IS A 4 PAGE APPLICATION. READ AND FOLLOW INSTRUCTIONS ON BACK PAGE. REQUIRED INFORMATION AND SIGNATURES
MUST BE INCLUDED. PRINT OR TYPE LEGIBLY. INCOMPLETE OR ILLEGIBLE APPLICATIONS WILL BE RETURNED UNPROCESSED.

I. HORSE TO BE REGISTERED

1st Name Choice: _____
(Limit 25 letters, spaces and punctuation. See Page 4, Section I for instructions.)

2nd Name Choice: _____
(Circle one)

Birth Date: Mo ____ Day ____ Year ____ Country of Birth: _____ Sex: Stallion Mare Gelding

Color: _____ Markings: _____
(If no Markings, write NONE. See Page 3)

Brand: _____ Location: _____ Numeral Brand or Tattoo: _____

II. BREEDER'S CERTIFICATE

This section must be filled out unless submitting a Foreign Registry Certificate

BREEDER: *(Registered owner/lessee of Dam at the time of breeding. See Page 4, Section II for instructions.)*

Name: _____ IALHA ID: _____
(Limit 30 spaces on all names)

Farm/Partner Name: _____ IALHA ID: _____

Address: _____ City: _____ State: _____

Country: _____ Postal Code: _____ Phone: _____ Email: _____

NAME OF DAM: _____ Reg. #: _____

If this mare is foreign registered but the offspring applying for registration is not, please submit a notarized copy of the Dam's papers with application.

I/We hereby attest that this mare was bred by me or my agent to the stallion named below and that all information I have given is correct and true:

Signature of Breeder or Agent: _____ Date: _____

STALLION OWNER: *(Registered owner/lessee of Sire at the time of breeding. See Page 4, Section II for instructions.)*

Name: _____ IALHA #: _____
(Limit 30 spaces on all names)

Address: _____ City: _____ State: _____

Country: _____ Postal Code: _____ Phone: _____ Email: _____

NAME OF SIRE: _____ Reg. #: _____

If this stallion is foreign registered but the offspring applying for registration is not, please submit a notarized copy of the Sire's papers with application.

I/We hereby attest that this stallion was bred by me or my agent to the mare named above and that all information I have given is correct and true:

Signature of Stallion Owner or Agent: _____ Date: _____

III. OWNER OF HORSE

This section must be completed.

OWNER: (Current Owner at the time of application. See Page 4 section III for instructions.)

(Registered owner/lessee of Dam at the time of foaling. See Page 4, Section III for instructions.)

Name: _____ **IALHA ID:** _____

(Limit 30 spaces on all names)

Farm/Partner Name: _____ **IALHA ID:** _____

Address: _____ **City:** _____ **State:** _____

Country: _____ **Postal Code:** _____ **Phone:** _____ **Email:** _____

I/We hereby attest that I was the original owner of this horse and that all information I have given is correct and true:

Signature of Original Owner(s): _____ **Date:** _____

IV. PEDIGREE/REGISTRATION DOCUMENTATION

In order to qualify for consideration of registration with the IALHA registry, you must submit a neatly typed or printed 4 generation pedigree and Notarized copies of all Spanish (PRE) and/or Portuguese Lusitano documents or documents of other registries of Andalusians (Spanish (PRE) and/or Portuguese Lusitanos) showing that this horse is wholly descended from horses of Spanish (PRE) and/or Portuguese Lusitano bloodlines.

Sire: _____

Sire: _____

Dam: _____

Sire: _____

Sire: _____

Dam: _____

Dam: _____

Enter This Horse's Pedigree: _____

Sire: _____

Sire: _____

Dam: _____

Dam: _____

Sire: _____

Dam: _____

Dam: _____

Note with an "X" all of the following documents that you are including: (if Other, write in description)

<input type="checkbox"/>	Spanish Registry Documents for THIS Horse	<input type="checkbox"/>	Portuguese Registry Documents for THIS Horse
<input type="checkbox"/>	Spanish Registry Documents for the parents	<input type="checkbox"/>	Portuguese Registry Documents for the Parents
<input type="checkbox"/>	Spanish Registry Documents for the Grandparents	<input type="checkbox"/>	Portuguese Registry Documents for the Grandparents
<input type="checkbox"/>	Other Registry Documents:		

VI. DNA PROFILING / PARENTAGE VERIFICATION / MICROCHIP

A. IS THIS HORSE DNA PROFILED? (See Page 4, Section V for requirements and instructions.)

<input type="checkbox"/>	YES, it is DNA Profiled. CASE # _____ LAB _____ (must be approved)
<input type="checkbox"/>	NO, it is not DNA Profiled. Send me a DNA Hair Kit (Enclose Fees)
<input type="checkbox"/>	NO, this horse was born before 1995 and is not being bred.

B. IS THIS HORSE PARENTAGE VERIFIED? (See Page 4, Section V for requirements and instructions.)

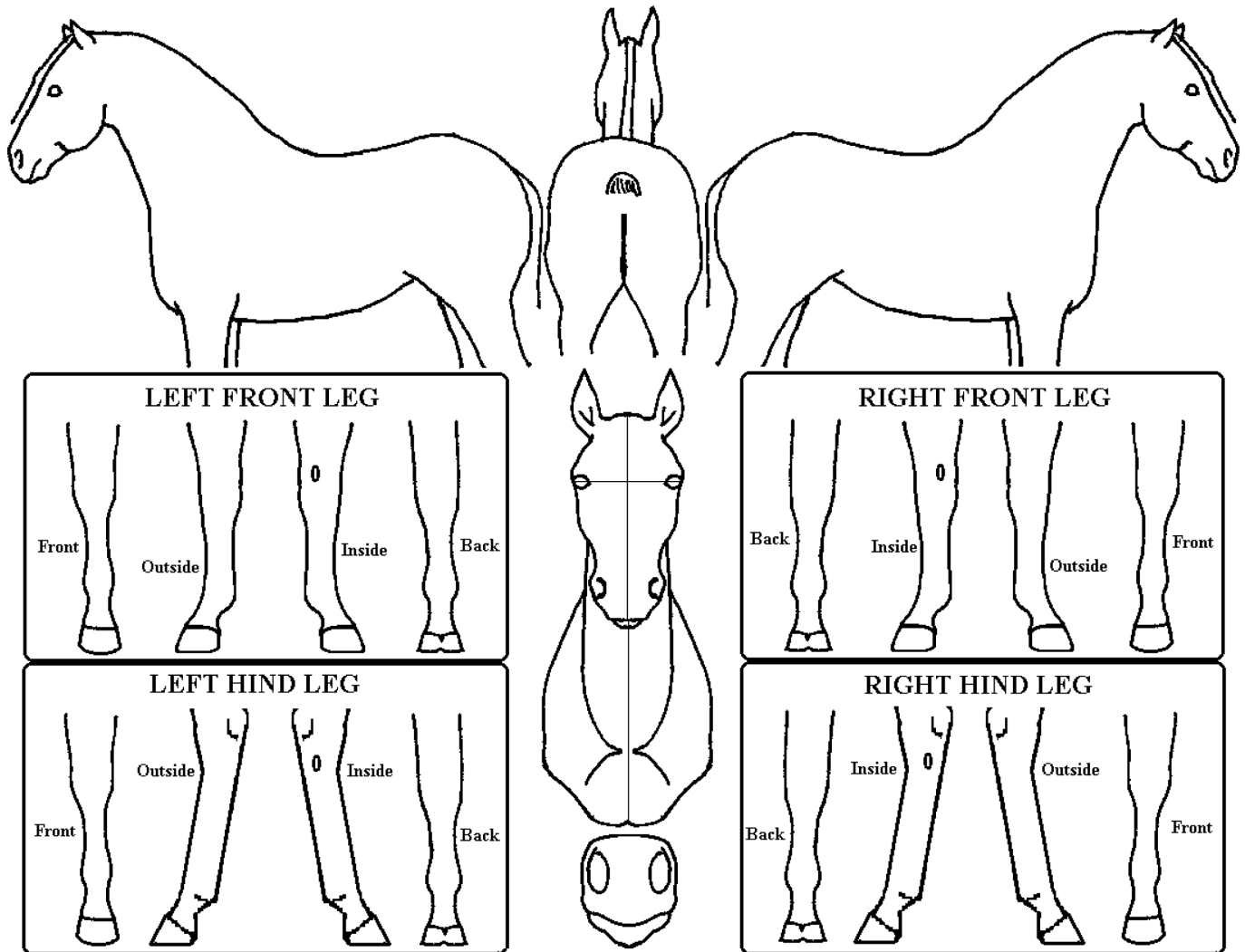
<input type="checkbox"/>	YES, it is Parentage Verified. (If not by IALHA, you must include a lab report or registry document showing this.)
<input type="checkbox"/>	NO, it is not Parentage Verified.
<input type="checkbox"/>	I DON'T KNOW if it is Parentage Verified.

C. IS THIS HORSE IDENTIFIED BY MICROCHIP? (See Page, 4 Section V for requirements and instructions.)

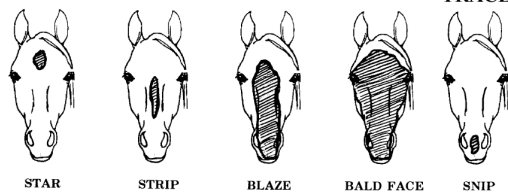
<input type="checkbox"/>	YES, it is Microchipped. CHIP # _____ (Proof may be required.)
<input type="checkbox"/>	NO, send me a microchip and applicator. (Enclose Fee)
<input type="checkbox"/>	NO, I wish to brand the horse with an IALHA Assigned Brand. Send me a Brand Number. (Enclose Fee)

IMPORTANT

THIS DRAWING WILL BE SCANNED INTO THE HORSE'S PERMANENT FILE AND USED ON ITS REGISTRY CERTIFICATE.



DRAW ALL WHITE MARKINGS ON THE HEAD, BODY AND LEGS, DO NOT DRAW IN BLACK POINTS ON BAY/GREY. DRAW ALL SCARS AND OTHER PERMANENT MARKS. DRAW IN ANY BRAND(S) AS AND WHERE THEY APPEAR. MARK ALL HAIR WHORLS WITH AN "X". IF NO MARKINGS ARE SHOWN HERE, YOU MUST WRITE NONE ON PAGE 1, SECTION I. DO NOT MAKE ANY STRAY MARKS. DO NOT USE COLORS OR TRY TO REPRESENT SHADING OF COLORS.

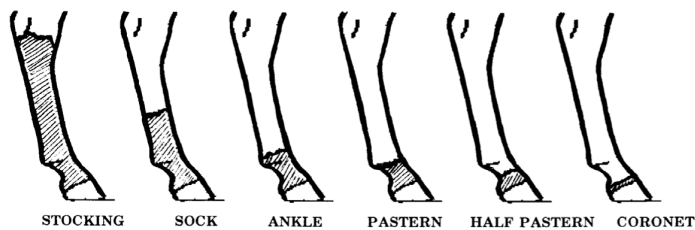


STAR STRIP BLAZE BALD FACE SNIP



STAR AND STRIP CONNECTED STAR, STRIP, SNIP CONNECTED STAR, STRIP, SNIP DISCONNECTED

IT IS SUGGESTED THAT YOU USE LIGHT PENCIL MARKS UNTIL YOU HAVE CORRECTLY REPRESENTED THE MARKINGS AND THEN TRACE OVER THESE WITH BLACK INK. Use these examples to complete the drawing and to detail the markings description on Page 1, Section I.



STOCKING SOCK ANKLE PASTERN HALF PASTERN CORONET

INSTRUCTIONS FOR COMPLETING THIS FORM

SECTION I. Horse's Information

Write in your 1st and 2nd Name Choices for this horse. For Horses already registered with another registry, the name must be the same as appears on that certificate with the following exceptions: the name must be unique to the IALHA Registry (a suffix denoting the country of origin may be added to separate duplicate names) and it may not exceed 25 letters including spaces and punctuation.

Write in the horse's Date of Birth, Country of Birth, Sex, Color and White Markings. If no markings write NONE.

Note any other distinguishing marks such as brands by drawing the brand and giving its location. Note Tattoos and number brands.

SECTION II. Breeding Certificate

This section must be filled out unless you are including a notarized copy of a Registry Certificate from a registry recognized by the IALHA. Write in the name and address of the BREEDER. The Breeder is the owner of the DAM at the time of breeding.

Write in the full, registered name of the DAM and give her Registry Number.

Write in the name and address of the owner of the SIRE at the time of breeding.

Write in the full, registered name of the SIRE and give his Registry Number.

The BREEDER and STALLION OWNER must sign unless a recognized Registry Certificate or notarized certificate of breeding is attached.

SECTION III. Current Owner

Write in the Name, Address and other information of the CURRENT OWNER of the horse at the time this application is being made. If the current owner is not the same person listed as Owner on the submitted foreign registry documents, then you must include a copy of the bill of sale or sale agreement to show current legal ownership. The CURRENT OWNER must sign this section.

SECTION IV. Pedigree and Documentation

Note the documents you are including as proof of purity and pedigree. Include notarized copies of such with this form.

Complete the pedigree on this form unless you are including a notarized copy of a foreign registry document LEGIBLY and ACURATELY showing this pedigree. Write in Registry numbers where known.

SECTION V. DNA Parentage Verification

Check the appropriate boxes to indicate the DNA Profiling of the horse being registered. ALL new registrations must be DNA profiled. ALL horses born after 1994 must be Parentage Verified. If the horse is DNA Profiled by a foreign registry, you must either include a copy of the lab report to be sent to our lab for determination of usability or, request a DNA kit from this registry. The IALHA reserves the right to refuse a non-IALHA Blood/DNA report. IALHA will conduct Parentage Verification on any new registration IF the parent's information is on file.

*If the horse is not DNA Profiled, you MUST request a kit from this registry and include the fee with this form.

*If one or both parents of this horse are not blood typed or DNA profiled, they must be done for parentage verification.

Microchip

Check the appropriate box showing the microchipping status of the horse being registered. All new registrations must be microchipped or branded with an IALHA assigned number brand. If the horse has neither, you must apply for one or the other and include the correct fee with this form.

SECTION VI. Markings

Carefully, and as accurately as possible, draw in the WHITE markings of the horse being registered. Include permanent scars. Show all hair whorls with an "X" where they appear. Draw all brands as and where they appear. Be sure that the drawn markings match the written description on Page 1, Section 1. Use the examples show to determine the correct written terminology.

FILING THIS APPLICATION

Use the Check List to verify that you are including all necessary documents and fees (see the current IALHA Schedule of Fees.)	CHECK LIST		
	✓	Write Here	Office Only
All Necessary Information is included			
All Necessary Signatures are in place			
The Markings Drawing is neat and accurate			
You have included copy of DNA Profile OR you have requested a KIT			
You have included proof of microchipping OR you have requested a Microchip or IALHA brand			
FEES			
Registration Fee		\$	
Transfer Fee(s) (where required)		\$	
DNA Kit Fee		\$	
Microchip / Brand Assignment Fee		\$	
TOTAL FEES ENCLOSED (US FUNDS ONLY)		\$	
PAYMENT Check # _____ Money Order #: _____			
Credit Card: (Circle one) VISA MC Discover AmEx			
Card #: _____ Exp: _____			
Signature: _____			

Mail this application & fees to:
IALHA Registry Office
 22 Inverness Center Pkwy #155
 Birmingham, AL 35242

Information & Fee Schedule:
www.ialha.org
 Email: registry@ialha.org
 or call (205) 995-8900